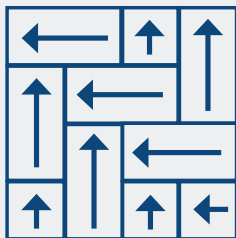




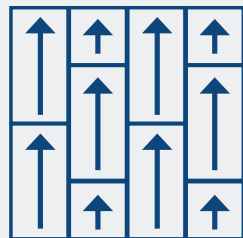
Modular Flooring Collection

Approved installation methods

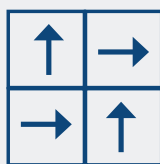
DELUXE PLANK RANGE



HERRINGBONE

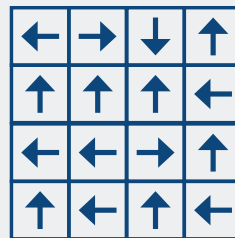


ASHLAR

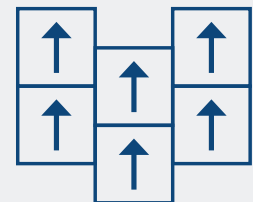


QUARTER-TURN

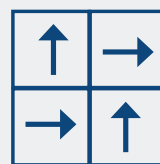
BUSINESS CLASS, ECONOMY & BLUFF RANGES



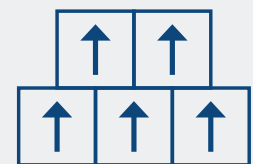
RANDOM



ASHLAR



QUARTER-TURN



BRICK

1. Refer to product specifications for individual installation options for each design
2. Use only ProTile adhesive
3. Back of tile arrows show direction
4. Random tiles should have less than 2% waste
5. Always leave spare tile for customer future repairs
6. Always install according to AS/NZ standard 2455-1995

For enquiries, please contact: QEP Australia Pty Ltd, 68 Prosperity Way, Dandenong South VIC 3175
 Ph: 1300 737 155 Fax: 03 9797 1878 Visit us at www.pro-tile.com.au